

Scaled data based on original data using  
LM-79-08 Approved Method: Electrical and Photometric Measurements of Solid-  
State Lighting Products

Test Report Prepared for  
Cooper Lighting Solutions  
(formerly Eaton)

Brand: McGRAW-EDISON

Report Number: P595392

Luminaire Tested: **IST-PA1F-750-U-T3-HSS**

Issue Date: 3/22/2022

**Test Information**

Test Method: LM-79-08  
Report Number: P595392  
TEST IS SCALED FROM IESNA LM-79-08 TEST DATA (G1-2201-510-11)  
Test Lab: INNOVATION CENTER  
Issue Date: 3/22/2022  
Manufacturer: COOPER LIGHTING SOLUTIONS (FORMERLY EATON)  
Product Line: McGRAW-EDISON  
Catalog Number: IST-PA1F-750-U-T3-HSS  
Description: IMPACT ELITE LED TRAPEZOID LUMINAIRE  
(1) 70 CRI, 5000K, 1200mA LIGHT ENGINE WITH 24 LEDS AND TYPE III OPTICS  
WITH HOUSE SIDE SHIELD  
Light Source: -  
Ballast/Driver: ELECTRONIC DRIVER

**Summary**

Lumens per Lamp: N/A  
Luminaire Lumens: 8196 lumens  
Efficiency: N/A  
Efficacy: 87.7 lumens/watt  
Luminous Opening: Rectangular (W 0.75' x L: 0.5' x H: 0')  
IES Classification: Type III - Medium  
BUG Rating: B1 - U0 - G2

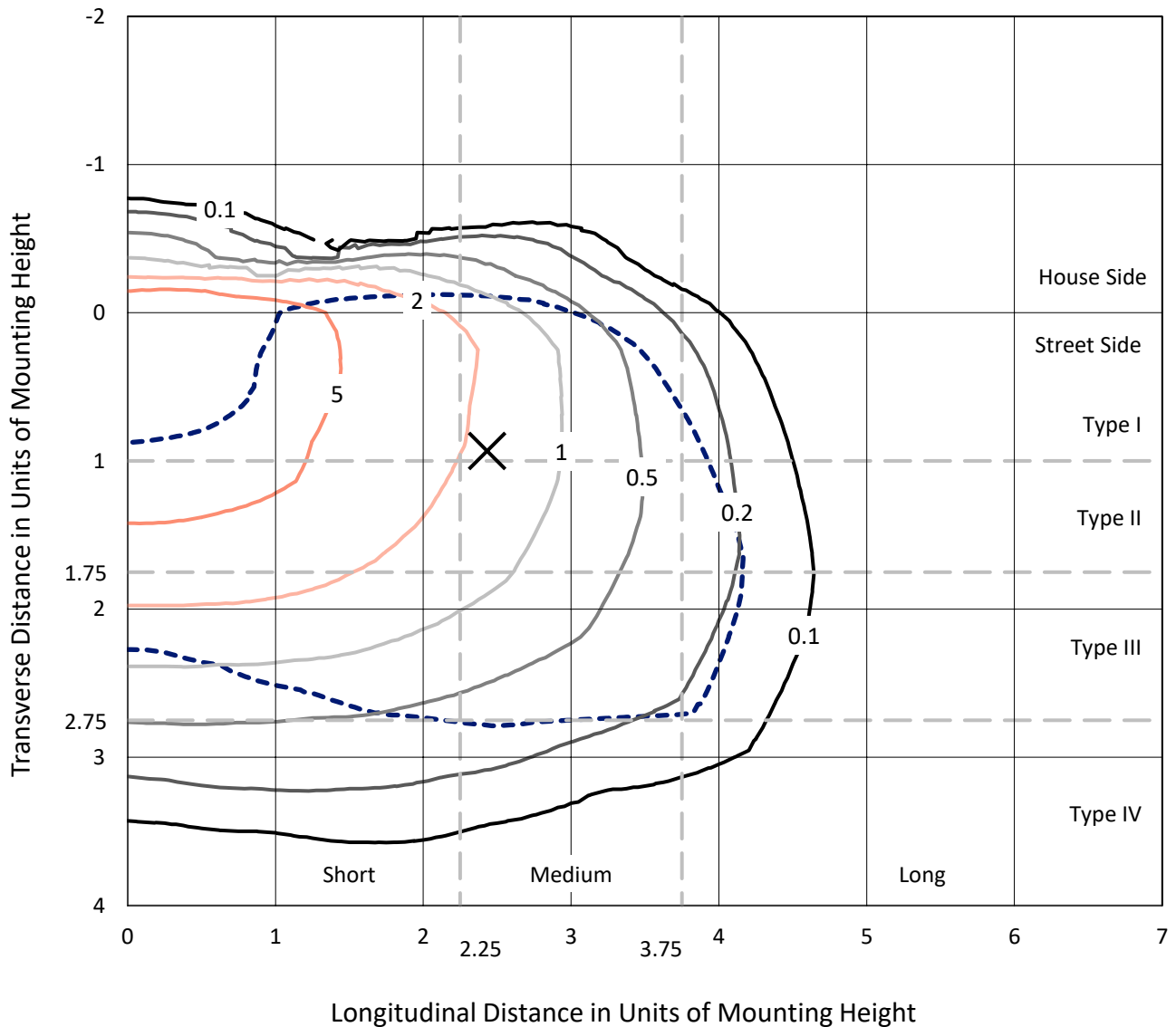
Input Watts (W): 93.5  
Input Voltage (V): NR  
Input Current (Ain): NR  
Voltage Rise (V): NR  
Power Factor: NR  
Total Harmonic Distortion (THDi): NR  
Frequency (hertz): 60  
Stabilization Time: NR  
Operation Time: NR  
Ambient Temperature (°C): NR  
Test Distance: 28.75 FT



REPORT NUMBER: P595392  
 CATALOG NUMBER: IST-PA1F-750-U-T3-HSS

### Iso-Footcandle Lines of Horizontal Illumination

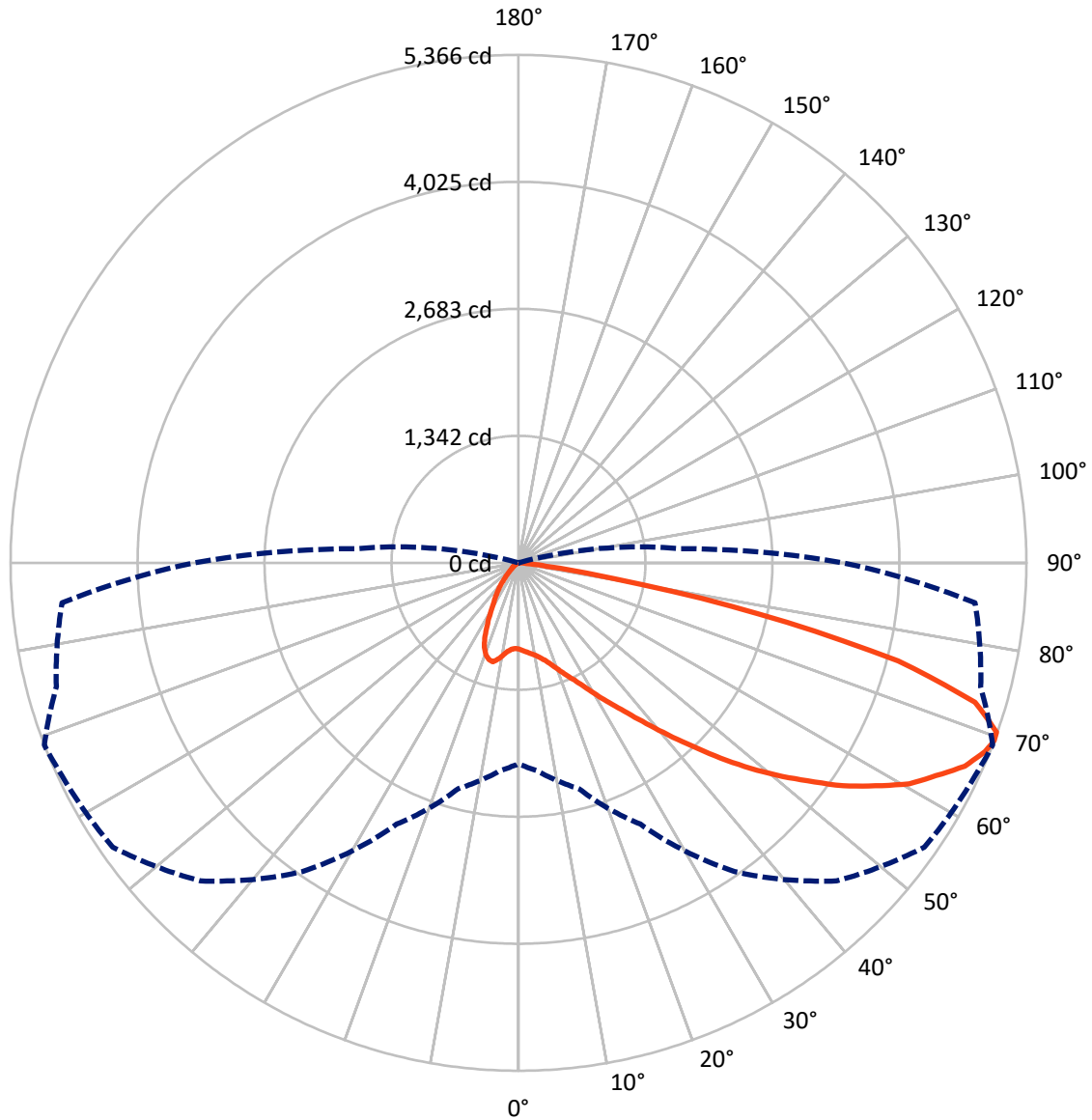
✕ Max cd  
 - - - 1/2 Max cd



Based on 12 foot mounting height. Maximum calculated value = 7.9 fc  
 Type III - Medium - N/A

REPORT NUMBER: P595392  
CATALOG NUMBER: IST-PA1F-750-U-T3-HSS

### Luminous Intensity Polar Plot



— Vertical Plane Through 69-Deg Lateral      - - - Horizontal Cone Through 69-Deg Vertical

REPORT NUMBER: P595392  
 CATALOG NUMBER: IST-PA1F-750-U-T3-HSS

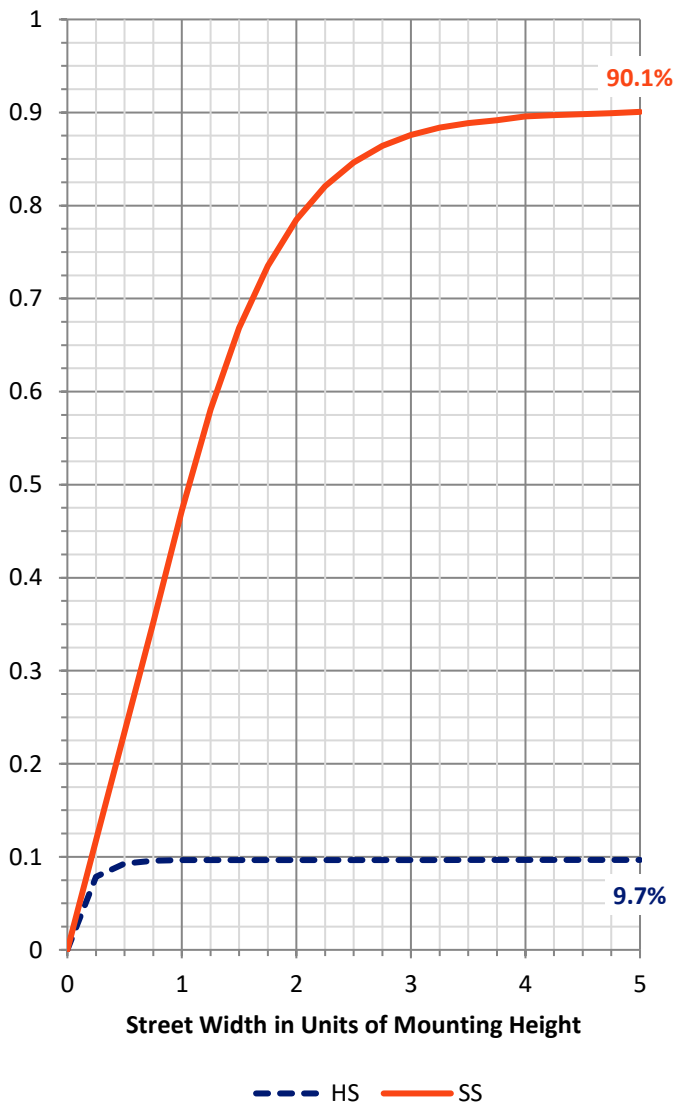
**FLUX DISTRIBUTION:**

		Downward	Upward	Total
<b>House Side</b>	Lumens	798.6	0.0	798.6
	% Fixture	9.7	0.0	9.7
<b>Street Side</b>	Lumens	7397.4	0.0	7397.4
	% Fixture	90.3	0.0	90.3
<b>Total</b>	Lumens	8196.0	0.0	8196.0
	% Fixture	100.0	0.0	100.0

**ZONAL LUMENS:**

Zone	Lumens	% Fixture
0°-10°	86.9	1.1
10°-20°	230.0	2.8
20°-30°	382.9	4.7
30°-40°	689.4	8.4
40°-50°	1250.1	15.3
50°-60°	1953.5	23.8
60°-70°	2260.2	27.6
70°-80°	1264.0	15.4
80°-90°	78.9	1.0
90°-100°	0.0	0.0
100°-110°	0.0	0.0
110°-120°	0.0	0.0
120°-130°	0.0	0.0
130°-140°	0.0	0.0
140°-150°	0.0	0.0
150°-160°	0.0	0.0
160°-170°	0.0	0.0
170°-180°	0.0	0.0
0°-90°	8196.0	100.0
0°-180°	8196.0	100.0

**Coefficient of Utilization**

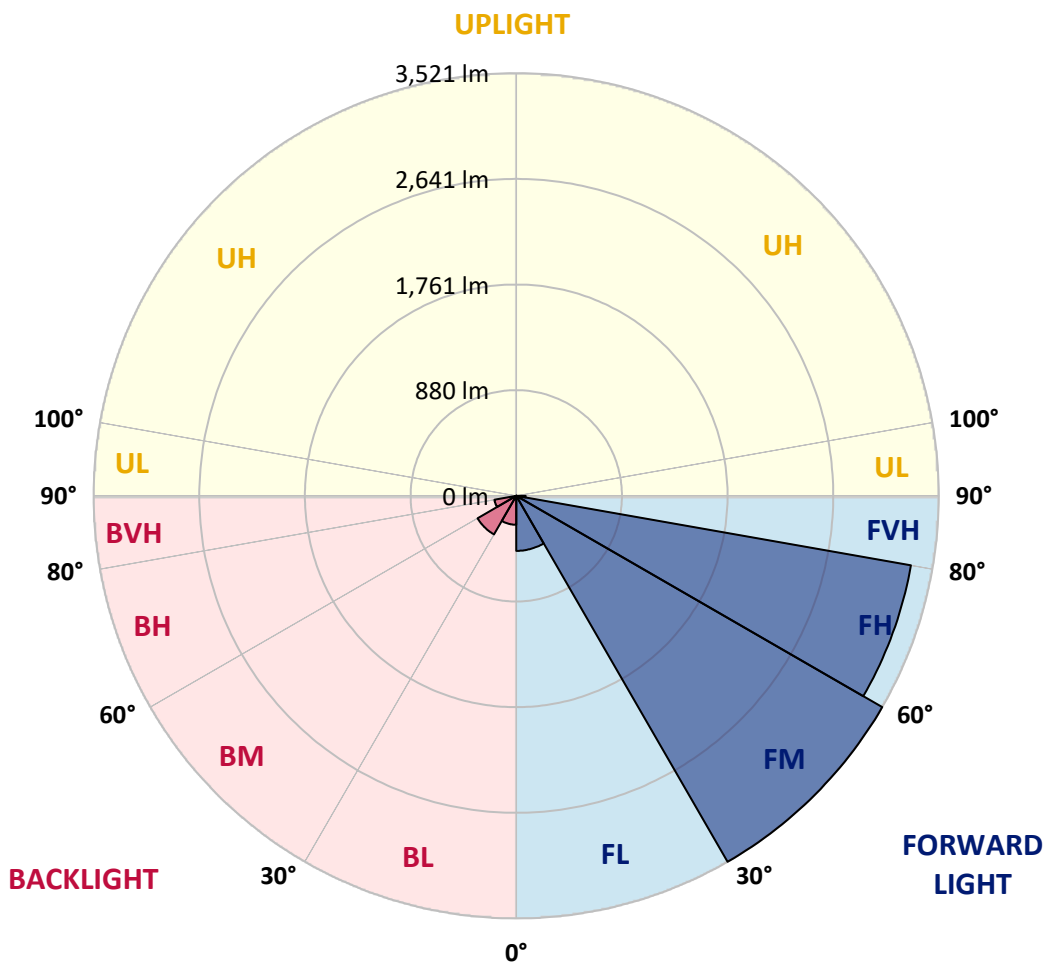


REPORT NUMBER: P595392  
 CATALOG NUMBER: IST-PA1F-750-U-T3-HSS

**LUMINAIRE CLASSIFICATION SYSTEM LUMEN TABLE AND BUG RATING:**

Zone	Lumens	% Fixture	Zone Rating/Lumen Limit		
			B	U	G
FL (0°-30°)	458.5	5.6			
FM (30°-60°)	3521.3	43.0			
FH (60°-80°)	3339.3	40.7			G2/5000
FVH (80°-90°)	78.3	1.0			G1/100
BL (0°-30°)	241.3	2.9	B1/500		
BM (30°-60°)	371.8	4.5	B1/1000		
BH (60°-80°)	184.9	2.3	B1/500		G1/500
BVH (80°-90°)	0.6	0.0			G0/10
UL (90°-100°)	0.0	0.0		U0/0	
UH (100°-180°)	0.0	0.0		U0/0	

**BUG Rating: B1-U0-G2**  
 Type III Medium





REPORT NUMBER: P595392  
 CATALOG NUMBER: IST-PA1F-750-U-T3-HSS

**CANDELA DISTRIBUTION (FULL):**

	0°	5°	15°	25°	35°	45°	55°	65°	69°	75°	85°
0°	911.7	911.7	911.7	911.7	911.7	911.7	911.7	911.7	911.7	911.7	911.7
2.5°	944.4	944.4	944.4	939.0	941.7	939.0	936.2	928.1	930.8	928.1	919.9
5°	911.7	914.4	922.6	928.1	941.7	947.2	949.9	949.9	947.2	941.7	936.2
7.5°	848.9	848.9	857.1	873.5	900.8	930.8	955.3	969.0	971.7	971.7	963.5
10°	832.5	832.5	843.4	854.4	881.6	917.1	955.3	988.1	993.6	999.0	996.3
12.5°	824.3	827.1	838.0	857.1	892.6	925.3	966.3	1012.7	1029.0	1042.7	1045.4
15°	835.2	835.2	846.2	865.3	906.2	952.6	1004.5	1056.3	1072.7	1091.8	1105.5
17.5°	851.6	857.1	862.5	881.6	919.9	977.2	1045.4	1113.7	1132.8	1157.3	1168.3
20°	878.9	878.9	884.4	900.8	941.7	1009.9	1105.5	1187.4	1203.7	1220.1	1233.8
22.5°	911.7	914.4	914.4	928.1	974.5	1048.2	1157.3	1258.3	1285.6	1293.8	1299.3
25°	1009.9	1004.5	985.4	977.2	1012.7	1091.8	1220.1	1342.9	1373.0	1381.2	1370.2
27.5°	1214.7	1192.8	1141.0	1086.4	1080.9	1160.1	1304.7	1449.4	1482.2	1484.9	1446.7
30°	1471.2	1474.0	1389.3	1272.0	1192.8	1233.8	1397.5	1583.1	1615.9	1602.3	1542.2
32.5°	1787.9	1774.2	1711.4	1542.2	1383.9	1348.4	1498.5	1722.4	1760.6	1738.7	1659.6
35°	2058.1	2066.3	1989.8	1839.7	1640.5	1525.8	1621.4	1877.9	1924.3	1886.1	1787.9
37.5°	2284.6	2295.6	2249.2	2126.3	1948.9	1768.8	1782.4	2060.8	2123.6	2085.4	1962.6
40°	2535.8	2544.0	2524.8	2391.1	2232.8	2058.1	1998.0	2271.0	2355.6	2303.7	2175.5
42.5°	2811.4	2841.5	2808.7	2702.3	2538.5	2388.4	2298.3	2527.6	2612.2	2579.4	2407.5
45°	3188.1	3190.9	3152.6	3046.2	2877.0	2754.1	2644.9	2800.5	2909.7	2868.8	2666.8
47.5°	3466.5	3485.6	3463.8	3390.1	3253.6	3171.7	3021.6	3100.8	3215.4	3163.6	2934.3
50°	3679.4	3731.3	3712.2	3734.0	3665.8	3630.3	3401.0	3412.0	3523.9	3480.2	3207.2
52.5°	3796.8	3862.3	3867.8	3979.7	4037.0	4124.4	3769.5	3753.1	3824.1	3785.9	3485.6
55°	3780.4	3796.8	3933.3	4138.0	4361.8	4561.1	4129.8	4061.6	4159.8	4053.4	3780.4
57.5°	3622.1	3663.1	3903.3	4157.1	4552.9	4842.2	4441.0	4364.6	4446.5	4304.5	4083.4
60°	3395.6	3455.6	3764.1	4127.1	4664.8	5011.5	4744.0	4667.5	4741.2	4569.3	4427.3
62.5°	3190.9	3218.2	3502.0	4001.5	4599.3	5003.3	4978.7	4907.7	4951.4	4771.3	4722.1
65°	2898.8	2909.7	3190.9	3775.0	4454.6	4948.7	5107.0	5134.3	5180.7	4940.5	4932.3
67.5°	2448.4	2473.0	2751.4	3379.2	4214.4	4842.2	5208.0	5262.6	5317.2	5030.6	4970.5
69°	2123.6	2202.8	2470.3	3046.2	3982.4	4752.2	5235.3	5322.6	5366.3	5055.1	4842.2
70°	1858.8	1927.1	2235.5	2789.6	3777.7	4651.2	5254.4	5314.5	5358.1	5003.3	4632.1
72.5°	933.5	1020.9	1443.9	2036.3	3002.5	4189.9	5156.1	5090.6	5044.2	4602.0	3747.7
75°	360.3	373.9	619.6	1160.1	1877.9	3076.2	4402.8	4280.0	4143.5	3491.1	2221.9
77.5°	199.3	196.5	270.2	513.2	799.8	1504.0	2978.0	2781.4	2593.1	1875.2	900.8
80°	84.6	90.1	117.4	245.7	420.4	521.3	1446.7	1285.6	1023.6	595.0	215.6
82.5°	51.9	54.6	81.9	150.1	292.1	199.3	469.5	401.2	294.8	161.0	51.9
85°	16.4	19.1	57.3	101.0	141.9	81.9	106.5	92.8	81.9	68.2	16.4
87.5°	2.7	2.7	21.8	54.6	38.2	13.6	10.9	19.1	30.0	32.8	5.5
90°	0.0	0.0	0.0	0.0	0.0	0.0	0.0	0.0	0.0	0.0	0.0



REPORT NUMBER: P595392  
 CATALOG NUMBER: IST-PA1F-750-U-T3-HSS

**CANDELA DISTRIBUTION (continued):**

	90°	95°	105°	115°	125°	135°	145°	155°	165°	175°	180°
0°	911.7	911.7	911.7	911.7	911.7	911.7	911.7	911.7	911.7	911.7	911.7
2.5°	917.1	911.7	906.2	903.5	903.5	898.0	895.3	892.6	892.6	889.8	889.8
5°	928.1	922.6	917.1	914.4	908.9	906.2	906.2	906.2	903.5	906.2	908.9
7.5°	955.3	947.2	944.4	941.7	941.7	933.5	919.9	884.4	848.9	838.0	827.1
10°	993.6	990.8	990.8	990.8	971.7	900.8	802.5	715.1	668.7	630.5	630.5
12.5°	1048.2	1048.2	1045.4	1037.2	939.0	767.0	614.2	483.1	406.7	363.0	368.5
15°	1108.2	1105.5	1110.9	1059.1	827.1	592.3	371.2	262.0	221.1	215.6	215.6
17.5°	1171.0	1176.4	1171.0	1001.7	679.7	365.8	221.1	199.3	193.8	193.8	193.8
20°	1236.5	1231.0	1222.8	903.5	494.1	229.3	191.1	185.6	180.2	177.4	177.4
22.5°	1302.0	1296.5	1241.9	777.9	308.4	188.3	180.2	169.2	161.0	158.3	158.3
25°	1364.8	1364.8	1206.5	616.9	210.2	177.4	163.8	152.9	144.7	136.5	136.5
27.5°	1443.9	1449.4	1149.1	431.3	177.4	163.8	147.4	131.0	120.1	114.6	114.6
30°	1534.0	1542.2	1056.3	281.1	161.0	144.7	128.3	109.2	92.8	87.3	84.6
32.5°	1640.5	1648.7	949.9	185.6	144.7	125.6	106.5	81.9	65.5	62.8	60.1
35°	1776.9	1757.8	821.6	147.4	125.6	106.5	81.9	57.3	46.4	43.7	43.7
37.5°	1946.2	1905.2	674.2	128.3	106.5	84.6	60.1	38.2	30.0	30.0	27.3
40°	2140.0	2025.3	521.3	114.6	90.1	65.5	38.2	24.6	19.1	19.1	19.1
42.5°	2352.9	2126.3	371.2	101.0	73.7	46.4	24.6	13.6	10.9	10.9	10.9
45°	2598.5	2219.1	253.8	87.3	62.8	32.8	13.6	5.5	5.5	5.5	5.5
47.5°	2844.2	2279.2	169.2	76.4	46.4	19.1	8.2	2.7	2.7	2.7	2.7
50°	3092.6	2325.6	131.0	65.5	32.8	10.9	2.7	0.0	0.0	0.0	0.0
52.5°	3313.7	2358.3	106.5	54.6	21.8	8.2	2.7	0.0	0.0	0.0	0.0
55°	3504.8	2361.1	92.8	43.7	16.4	5.5	0.0	0.0	0.0	0.0	0.0
57.5°	3698.6	2339.2	79.2	32.8	10.9	2.7	0.0	0.0	0.0	0.0	0.0
60°	3815.9	2281.9	62.8	24.6	8.2	2.7	0.0	0.0	0.0	0.0	0.0
62.5°	3886.9	2186.4	49.1	16.4	5.5	2.7	0.0	0.0	0.0	0.0	0.0
65°	3846.0	2066.3	35.5	10.9	5.5	2.7	0.0	0.0	0.0	0.0	0.0
67.5°	3654.9	1880.7	24.6	8.2	2.7	2.7	0.0	0.0	0.0	0.0	0.0
69°	3428.3	1711.4	21.8	5.5	2.7	2.7	0.0	0.0	0.0	0.0	0.0
70°	3229.1	1580.4	19.1	5.5	2.7	2.7	0.0	0.0	0.0	0.0	0.0
72.5°	2404.7	1018.1	16.4	5.5	2.7	2.7	0.0	0.0	0.0	0.0	0.0
75°	1351.1	341.2	10.9	2.7	2.7	0.0	0.0	0.0	0.0	0.0	0.0
77.5°	507.7	87.3	5.5	2.7	0.0	0.0	0.0	0.0	0.0	0.0	0.0
80°	111.9	21.8	2.7	0.0	0.0	0.0	0.0	0.0	0.0	0.0	0.0
82.5°	24.6	5.5	0.0	0.0	0.0	0.0	0.0	0.0	0.0	0.0	0.0
85°	8.2	2.7	0.0	0.0	0.0	0.0	0.0	0.0	0.0	0.0	0.0
87.5°	2.7	0.0	0.0	0.0	0.0	0.0	0.0	0.0	0.0	0.0	0.0
90°	0.0	0.0	0.0	0.0	0.0	0.0	0.0	0.0	0.0	0.0	0.0

(END OF REPORT)